

# Jadwa Saudi Equity Fund

## Monthly Fund Fact Sheet - 30 June 2016

جدوى للاستثمار  
Jadwa Investment



### Investment Objective:

To provide long-term capital growth by investing in the Saudi equity market. The Fund invests its assets in a diversified portfolio comprised of Shariah-compliant companies listed on the Saudi equity market, using a multi-strategy approach. The Fund may also invest up to 25% of its assets in other Shariah-compliant Saudi equity investment funds approved by CMA.

**Inception Date:** June 30, 2007

**Base Currency:** SAR

### Benchmark:

S&P Saudi Arabia Shariah

**Unit Price:** 276.5759

**Net Asset Value:** SAR 448.74mm

**Valuation Days:** Mon, Wed

**Cut-off time:** 12 noon Sun, Tues

**Management Fee:** 1.95%

**Subscription Fee:** Up to 3%

**Min Initial Subscription:** SAR 50,000

**Min Add'l Sub/Red:** SAR 25,000

### Identification Tickers

**Bloomberg:** JADSEQT

**Reuters:** LP65077653

**Zawya:** JADSAUD.MF

### Contact Info:

9661 1 279 1111

Sky Towers, King Fahd Rd

PO BOX 60677

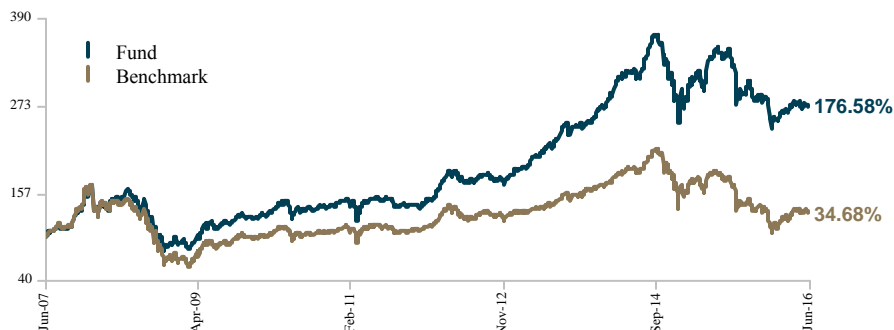
Riyadh 11555

Kingdom of Saudi Arabia

[www.jadwa.com](http://www.jadwa.com)

Disclaimer: Jadwa Investment or its directors, staff, or affiliates makes no warranty, representation or undertaking whether expressed or implied, nor does it assume any legal liability, whether direct or indirect, or responsibility for the accuracy, completeness, or usefulness of any information that is contained in this material. It is not the intention of this material to be used or deemed as an advice, opinion or for any action that may take place in future. Unless otherwise stated, all information contained in this material shall not be reproduced, in whole or in part, without the specific written permission of Jadwa Investment. The content of this document is for information purposes only. Jadwa Investment does not hold itself out as providing legal, financial or other advice via this document. Investments in Jadwa's products are governed by their Terms and Conditions. Some products are exposed to foreign currencies and changes in currency exchange rates may have an adverse effect on the value and price. The product's value is subject to fluctuations and the investor may not receive the full amount that is originally invested. The information provided in this document may be changed at any time without prior notice. Past performance is not indicative of future returns. Jadwa Investment is authorized and regulated by the Capital Market Authority of Saudi Arabia.

### Performance Since Inception

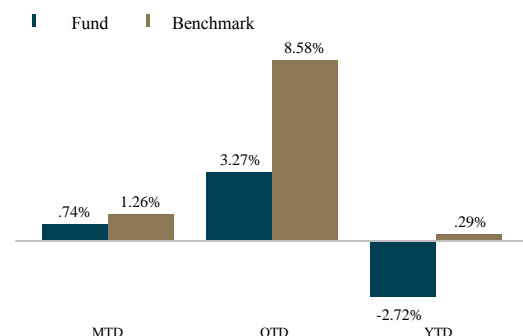


\*Rebased

### Cumulative Performance vs Index

	Fund	Benchmark	Variance
Annualized (Since Inception)	11.95%	3.36%	8.59%
Since Inception	176.58%	34.68%	141.90%
1-Year	-18.92%	-22.99%	4.07%
3-Year	25.05%	-6.06%	31.12%
5-Year	82.15%	17.82%	64.33%

### Current Year Returns

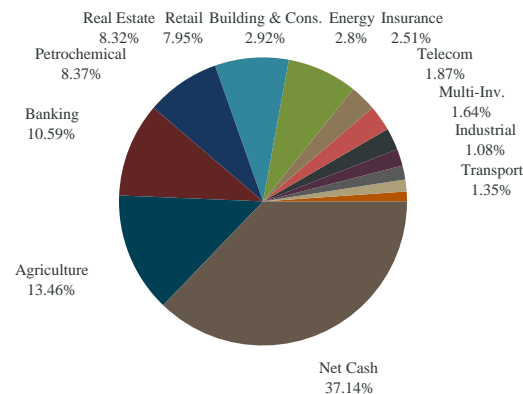


### Top 5 Weights

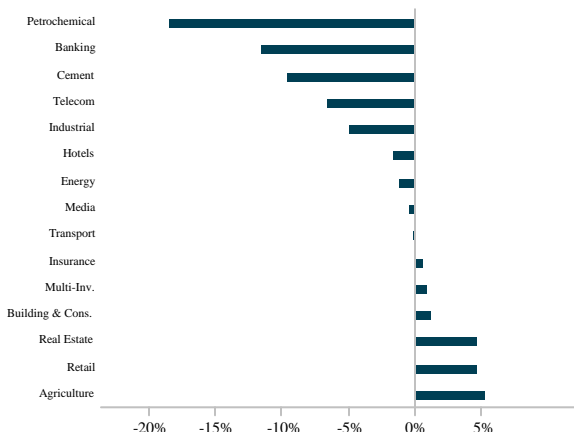
	Fund	Benchmark	Variance
Al Rajhi	8.86%	16.64%	-7.78%
SADAFCO	4.92%	0.54%	4.38%
Al Marai	4.02%	2.96%	1.06%
Arriyadh	3.66%	0.63%	3.03%
MEAHCO	3.52%	0.45%	3.07%

**Top 5 Total**      **24.99%**      **21.23%**

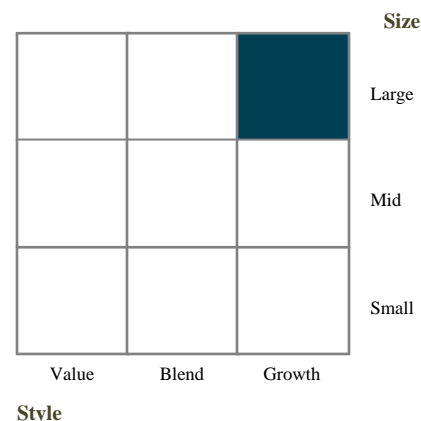
### Sector Weights



### Sector Active Weights



### Fund Focus



# Jadwa GCC Equity Fund

## Monthly Fund Fact Sheet - 30 June 2016

جدوى للاستثمار  
Jadwa Investment



### Investment Objective:

To provide long-term capital growth by investing in GCC equity markets. The Fund invests its assets in a diversified portfolio comprised of Shariah-compliant companies listed on the GCC equity markets, using a multi-strategy approach. The Fund may also invest up to 25% of its assets in other approved Shariah-compliant investment funds.

**Inception Date:** June 30, 2007

**Base Currency:** SAR

### Benchmark:

S&P GCC Composite Shariah

**Unit Price:** 241.3071

**Net Asset Value:** SAR 31.85mn

**Valuation Days:** Mon, Wed

**Cut-off time:** 12 noon Sun, Tues

**Management Fee:** 1.95%

**Subscription Fee:** Up to 3%

**Min Initial Subscription:** SAR 50,000

**Min Add'l Sub/Red:** SAR 25,000

### Identification Tickers

**Bloomberg:** JADGCCCE

**Reuters:** LP65077655

**Zawya:** JADGCCCE.MF

### Contact Info:

9661 1 279 1111

Sky Towers, King Fahd Rd

PO BOX 60677

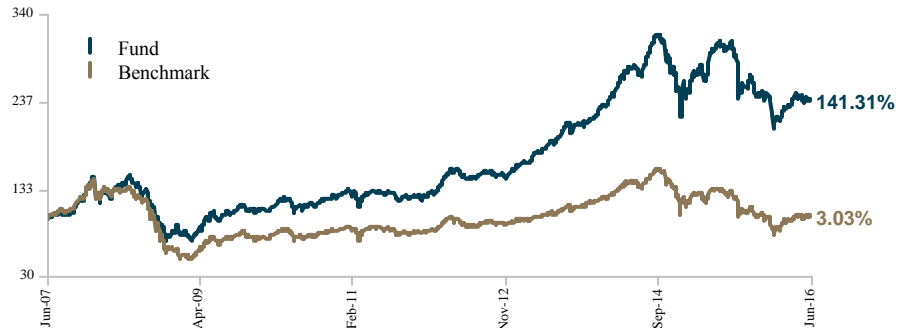
Riyadh 11555

Kingdom of Saudi Arabia

[www.jadwa.com](http://www.jadwa.com)

Disclaimer: Jadwa Investment or its directors, staff, or affiliates makes no warranty, representation or undertaking whether expressed or implied, nor does it assume any legal liability, whether direct or indirect, or responsibility for the accuracy, completeness, or usefulness of any information that is contained in this material. It is not the intention of this material to be used or deemed as an advice, opinion or for any action that may take place in future. Unless otherwise stated, all information contained in this material shall not be reproduced, in whole or in part, without the specific written permission of Jadwa Investment. The content of this document is for information purposes only. Jadwa Investment does not hold itself out as providing legal, financial or other advice via this document. Investments in Jadwa's products are governed by their Terms and Conditions. Some products are exposed to foreign currencies and changes in currency exchange rates may have an adverse effect on the value and price. The product's value is subject to fluctuations and the investor may not receive the full amount that is originally invested. The information provided in this document may be changed at any time without prior notice. Past performance is not indicative of future returns. Jadwa Investment is authorized and regulated by the Capital Market Authority of Saudi Arabia.

### Performance Since Inception

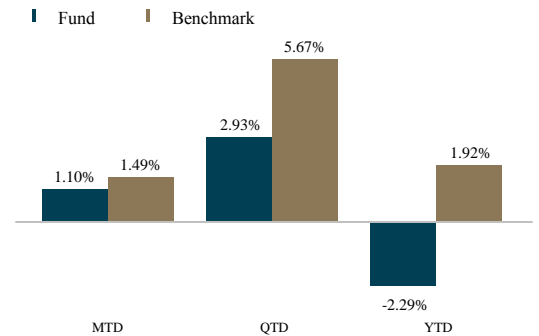


\*Rebased

### Cumulative Performance vs Index

	Fund	Benchmark	Variance
Annualized (Since Inception)	10.27%	0.33%	9.94%
Since Inception	141.31%	3.03%	138.28%
1-Year	-20.16%	-19.82%	-0.34%
3-Year	26.89%	-1.89%	28.78%
5-Year	83.73%	16.69%	67.04%

### Current Year Returns

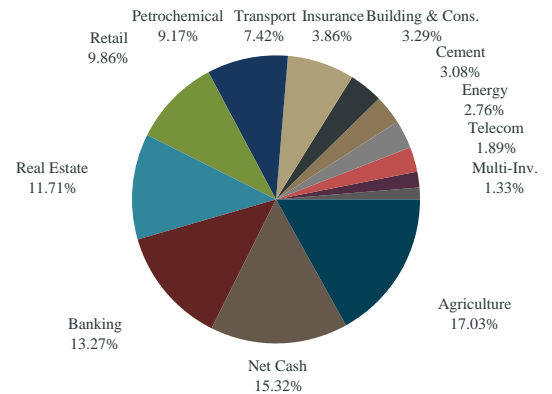


### Top 5 Weights

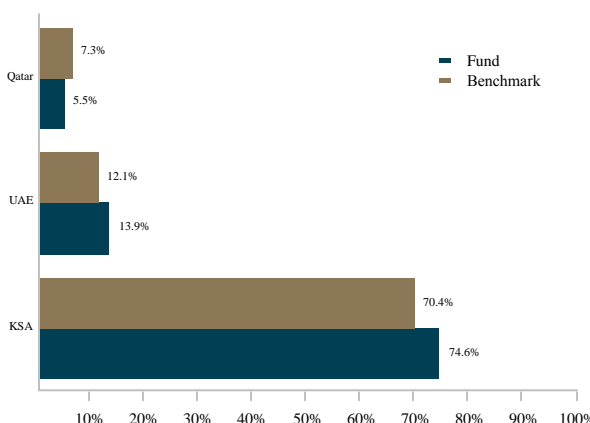
	Fund	Benchmark	Variance
Al Rajhi	8.97%	11.72%	-2.75%
Al Marai	6.12%	2.09%	4.03%
Agthia Group	4.16%	0.20%	3.96%
Aramex	3.90%	0.68%	3.22%
Bupa Arabia	3.86%	0.87%	3.00%

**Top 5 Total**      **27.01%**      **15.54%**

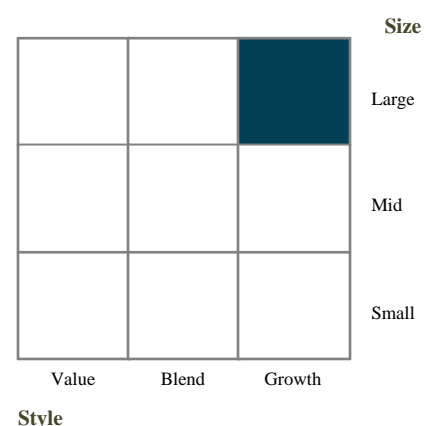
### Sector Weights



### Geographical Allocation



### Fund Focus



# Jadwa Arab Markets Equity Fund

## Monthly Fund Fact Sheet - 30 June 2016

جدوى للاستثمار  
Jadwa Investment



### Investment Objective:

To provide long-term capital growth by investing in Arab Markets equity markets. The Fund invests its assets in a diversified portfolio comprised of Shariah-compliant companies listed on the Arab equity markets, using a multi-strategy approach. The Fund may also invest up to 25% of its assets in other approved Shariah-compliant investment funds.

**Inception Date:** June 30, 2007

**Base Currency:** SAR

### Benchmark:

S&P Pan Arab Composite Shariah

**Unit Price:** 231.5627

**Net Asset Value:** SAR 16.52mn

**Valuation Days:** Mon, Wed

**Cut-off time:** 12 noon Sun, Tues

**Management Fee:** 1.95 %

**Subscription Fee:** Up to 3%

**Min Initial Subscription:** SAR 50,000

**Min Add'l Sub/Red:** SAR 25,000

### Identification Tickers

**Bloomberg:** JADARAB

**Reuters:** LP65077654

**Zawya:** JADARAB.MF

### Contact Info:

9661 1 279 1111

Sky Towers, King Fahd Rd

PO BOX 60677

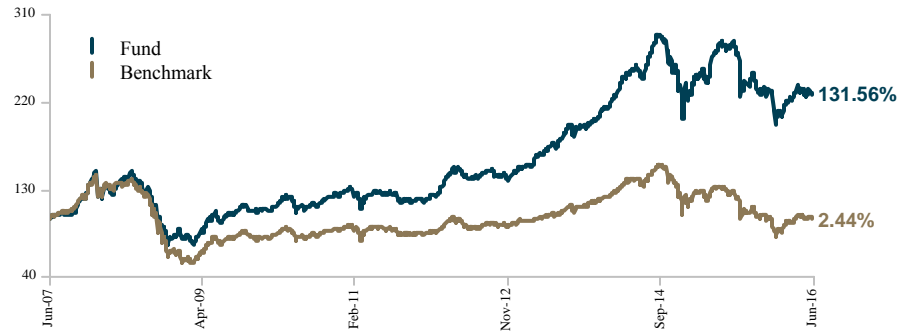
Riyadh 11555

Kingdom of Saudi Arabia

[www.jadwa.com](http://www.jadwa.com)

Disclaimer: Jadwa Investment or its directors, staff, or affiliates makes no warranty, representation or undertaking whether expressed or implied, nor does it assume any legal liability, whether direct or indirect, or responsibility for the accuracy, completeness, or usefulness of any information that is contained in this material. It is not the intention of this material to be used or deemed as an advice, opinion or for any action that may take place in future. Unless otherwise stated, all information contained in this material shall not be reproduced, in whole or in part, without the specific written permission of Jadwa Investment. The content of this document is for information purposes only. Jadwa Investment does not hold itself out as providing legal, financial or other advice via this document. Investments in Jadwa's products are governed by their Terms and Conditions. Some products are exposed to foreign currencies and changes in currency exchange rates may have an adverse effect on the value and price. The product's value is subject to fluctuations and the investor may not receive the full amount that is originally invested. The information provided in this document may be changed at any time without prior notice. Past performance is not indicative of future returns. Jadwa Investment is authorized and regulated by the Capital Market Authority of Saudi Arabia.

### Performance Since Inception

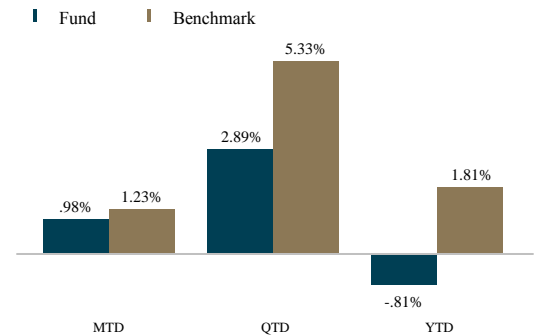


\*Rebased

### Cumulative Performance vs Index

	Fund	Benchmark	Variance
Annualized (Since Inception)	9.77%	0.27%	9.50%
Since Inception	131.56%	2.44%	129.13%
1-Year	-16.66%	-19.39%	2.73%
3-Year	31.66%	-1.88%	33.54%
5-Year	81.59%	12.74%	68.85%

### Current Year Returns

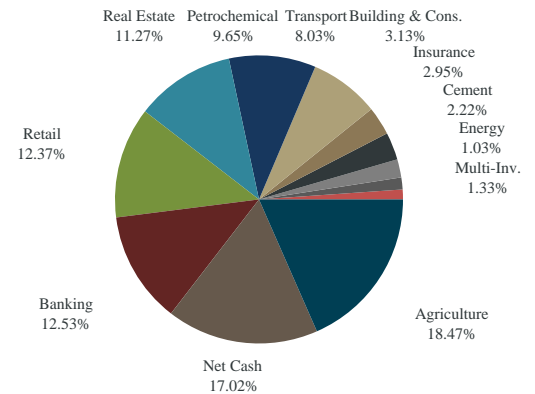


### Top 5 Weights

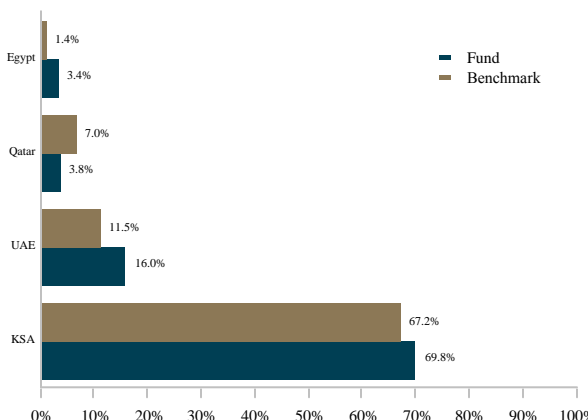
	Fund	Benchmark	Variance
Al Rajhi	9.38%	11.19%	-1.81%
Aramex	5.62%	0.65%	4.98%
Al Marai	5.18%	1.99%	3.18%
Agthia Group	4.27%	0.19%	4.09%
MEAHCO	4.23%	0.30%	3.93%

**Top 5 Total**      **28.69%**      **14.32%**

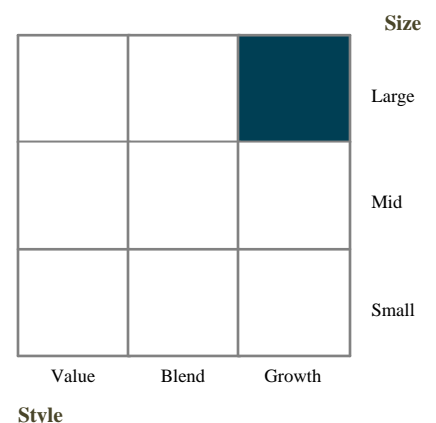
### Sector Weights



### Geographical Allocation



### Fund Focus



# Jadwa Saudi Equity Index Fund

## Monthly Fund Fact Sheet - 30 June 2016

جدوى للاستثمار  
Jadwa Investment



### Investment Objective:

To provide long-term capital growth by investing in Saudi equity market, in proportion to the constituents of the S&P Saudi Shariah Index. The Fund Manager employs a passive investment strategy by investing its assets in Shariah compliant companies listed on the Saudi equity market in proportion with the weights of each constituent of the Index.

**Inception Date:** June 29, 2008

**Base Currency:** SAR

### Benchmark:

S&P Saudi Arabia Shariah

**Unit Price:** 81.4586

**Net Asset Value:** SAR 8.11mn

**Valuation Days:** Each business day

**Cut-off time:** 12 noon each business day

**Management Fee:** 1.5%

**Subscription Fee:** Up to 3%

**Min Initial Subscription:** SAR 50,000

**Min Add'l Sub/Red:** SAR 25,000

### Identification Tickers

**Bloomberg:** JSAEIXA

**Reuters:** LP65122966

**Zawya:** JADSEIF.MF

### Contact Info:

9661 1 279 1111

Sky Towers, King Fahd Rd

PO BOX 60677

Riyadh 11555

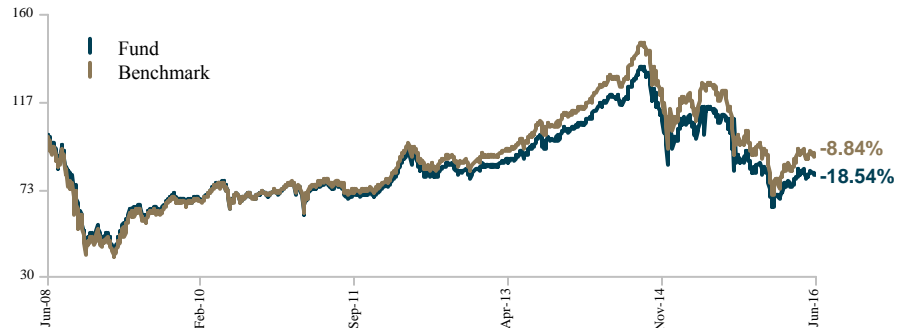
Kingdom of Saudi Arabia

[www.jadwa.com](http://www.jadwa.com)

Disclaimer: Jadwa Investment or its directors, staff, or affiliates makes no warranty, representation or undertaking whether expressed or implied, nor does it assume any legal liability, whether direct or indirect, or responsibility for the accuracy, completeness, or usefulness of any information that is contained in this material. It is not the intention of this material to be used or deemed as an advice, opinion or for any action that may take place in future. Unless otherwise stated, all information contained in this material shall not be reproduced, in whole or in part, without the specific written permission of Jadwa Investment. The content of this document is for information purposes only. Jadwa Investment does not hold itself out as providing legal, financial or other advice via this document. Investments in Jadwa's products are governed by their Terms and Conditions. Some products are exposed to foreign currencies and changes in currency exchange rates may have an adverse effect on the value and price. The product's value is subject to fluctuations and the investor may not receive the full amount that is originally invested. The information provided in this document may be changed at any time without prior notice. Past performance is not indicative of future returns. Jadwa Investment is authorized and regulated by the Capital Market Authority of Saudi Arabia.

Generated by FactSet

### Performance Since Inception

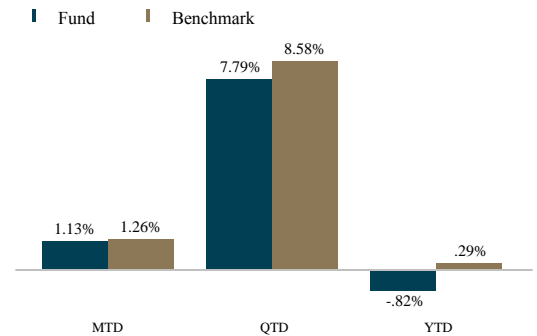


\*Rebased

### Cumulative Performance vs Index

	Fund	Benchmark	Variance
Annualized (Since Inception)	-2.53%	-1.15%	-1.38%
Since Inception	-18.54%	-8.84%	-9.70%
1-Year	-24.22%	-22.99%	-1.23%
3-Year	-10.74%	-6.06%	-4.68%
5-Year	7.35%	17.82%	-10.47%

### Current Year Returns

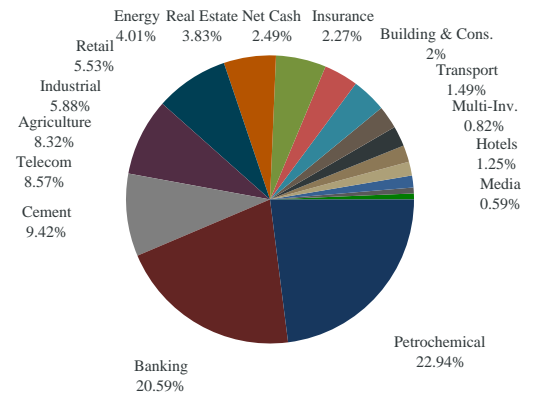


### Top 5 Weights

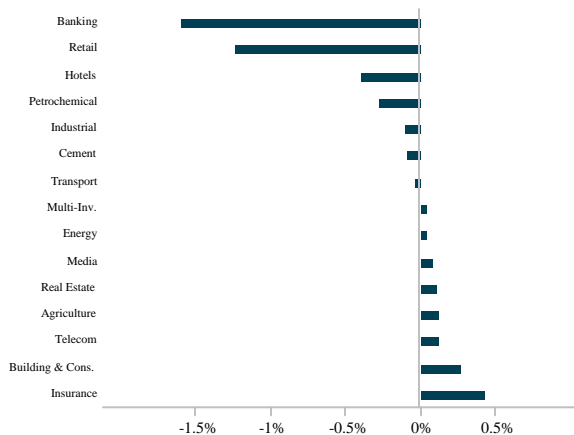
	Fund	Benchmark	Variance
Al Rajhi	15.01%	16.64%	-1.63%
SABIC	13.40%	13.65%	-0.25%
STC	4.89%	4.81%	0.07%
SEC	3.67%	3.62%	0.06%
Ma'aden	3.36%	3.51%	-0.15%

**Top 5 Total**      **40.33%**      **42.23%**

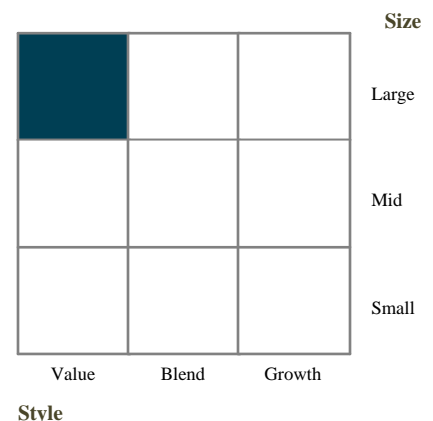
### Sector Weights



### Sector Active Weights



### Fund Focus



# Jadwa GCC Equity Index Fund

## Monthly Fund Fact Sheet - 30 June 2016

جدوى للاستثمار  
Jadwa Investment



### Investment Objective:

To provide long-term capital growth by investing in GCC equity markets, in proportion to the constituents of the S&P GCC Shariah Composite Index. The Fund Manager employs a passive investment strategy by investing its assets in Shariah compliant companies listed on the GCC equity markets in proportion with the weights of each constituent of the Index.

**Inception Date:** June 29, 2008

**Base Currency:** SAR

### Benchmark:

S&P GCC Composite Shariah

**Unit Price:** 68.6453

**Net Asset Value:** SAR 10.24mm

**Valuation Days:** Each business day

**Cut-off time:** 12 noon each business day

**Management Fee:** 1.5%

**Subscription Fee:** Up to 3%

**Min Initial Subscription:** SAR 50,000

**Min Add'l Sub/Red:** SAR 25,000

### Identification Tickers

**Bloomberg:** JADGEIA

**Reuters:** LP65122967

**Zawya:** JADGEIF.MF

### Contact Info:

9661 1 279 1111

Sky Towers, King Fahd Rd

PO BOX 60677

Riyadh 11555

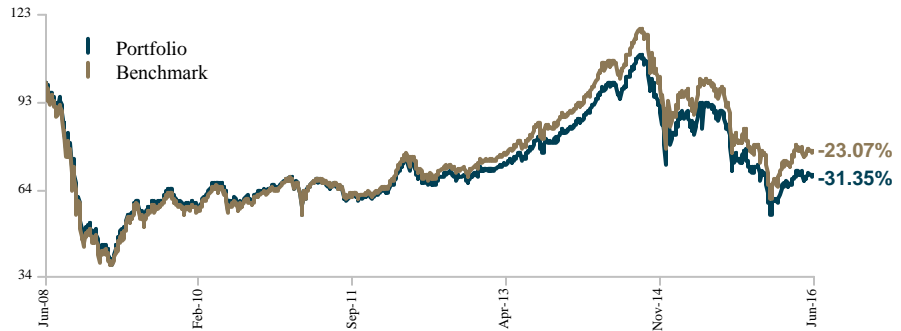
Kingdom of Saudi Arabia

[www.jadwa.com](http://www.jadwa.com)

Disclaimer: Jadwa Investment or its directors, staff, or affiliates makes no warranty, representation or undertaking whether expressed or implied, nor does it assume any legal liability, whether direct or indirect, or responsibility for the accuracy, completeness, or usefulness of any information that is contained in this material. It is not the intention of this material to be used or deemed as an advice, opinion or for any action that may take place in future. Unless otherwise stated, all information contained in this material shall not be reproduced, in whole or in part, without the specific written permission of Jadwa Investment. The content of this document is for information purposes only. Jadwa Investment does not hold itself out as providing legal, financial or other advice via this document. Investments in Jadwa's products are governed by their Terms and Conditions. Some products are exposed to foreign currencies and changes in currency exchange rates may have an adverse effect on the value and price. The product's value is subject to fluctuations and the investor may not receive the full amount that is originally invested. The information provided in this document may be changed at any time without prior notice. Past performance is not indicative of future returns. Jadwa Investment is authorized and regulated by the Capital Market Authority of Saudi Arabia.

Generated by FactSet

### Performance Since Inception

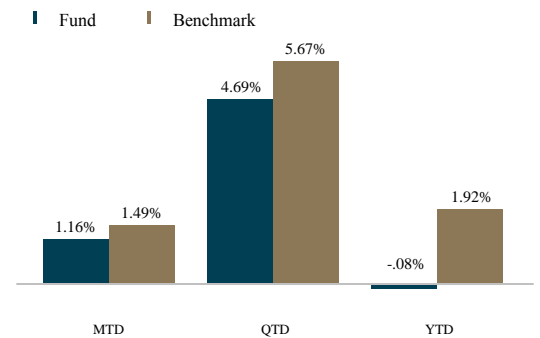


\*Rebased

### Cumulative Performance vs Index

	Fund	Benchmark	Variance
Annualized (Since Inception)	-4.59%	-3.22%	-1.37%
Since Inception	-31.35%	-23.07%	-8.29%
1-Year	-22.45%	-19.82%	-2.64%
3-Year	-7.65%	-1.89%	-5.77%
5-Year	4.76%	16.69%	-11.93%

### Current Year Returns

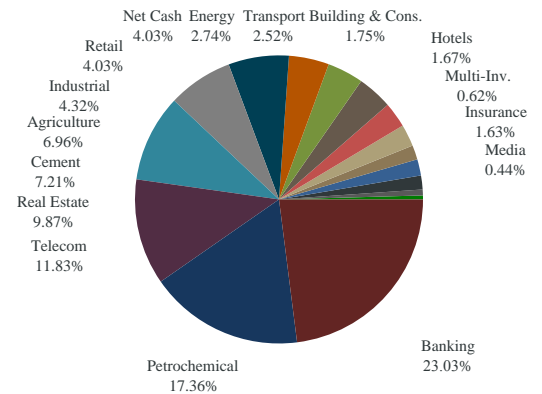


### Top 5 Weights

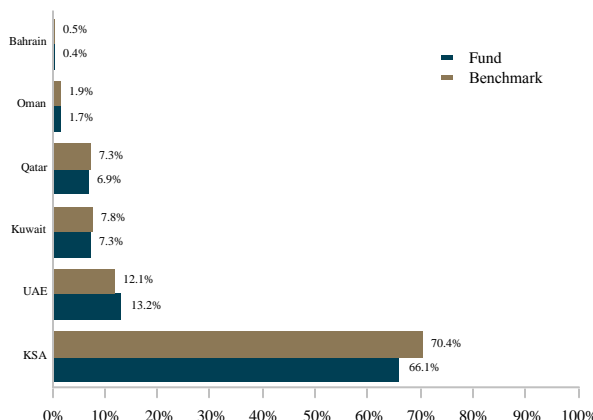
	Fund	Benchmark	Variance
Al Rajhi	10.00%	11.72%	-1.72%
SABIC	8.84%	9.61%	-0.78%
Emirates Telecommunications Co	3.57%	5.54%	-1.96%
Emaar Properties PJSC	3.54%	--	3.54%
STC	3.29%	3.39%	-0.10%

**Top 5 Total**      **29.24%**      **30.26%**

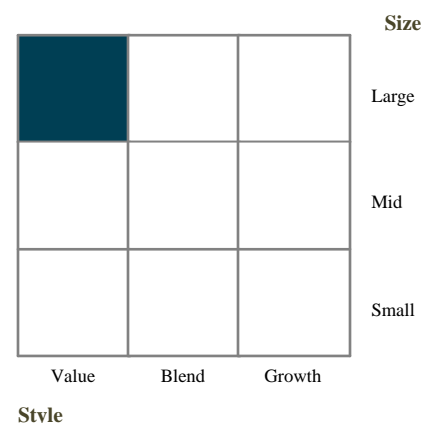
### Sector Weights



### Geographical Allocation



### Fund Focus



# Jadwa Global Sukuk Fund

Monthly Fund Fact Sheet - 30 June 2016

جدوى للاستثمار  
Jadwa Investment



## Investment Objective

To generate returns by investing in a diversified portfolio of global Sukuk.

**Inception Date:** 8-Oct-07

**Base Currency:** USD

**Benchmark:**  
3M Libor + 100 basis points

**Unit Price:** USD 126.8017

**Net Asset Value:** USD 102.98 mn

**Valuation Days:** Tuesday

**Cut-off time:** 12 noon Monday

**Management Fee:** 1% per annum

**Subscription Fee:** Up to 1%

**Min. Initial Subscription:** USD 15,000

**Min. Add'l Sub/Red:** USD 5,000

## Identification Tickers

**Bloomberg:** JDSUKUK

**Reuters:** LP65083046

**Zawya:** JADSKUK.MF

## Contact info:

(9661) 1 279-1111

Sky Towers, King Fahd Rd

PO BOX 60677

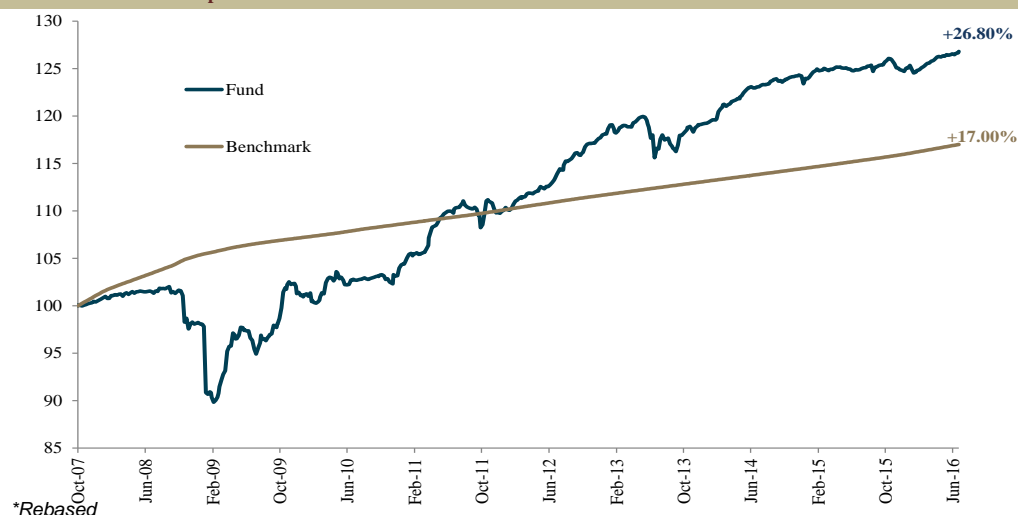
Riyadh 11555

Kingdom of Saudi Arabia

[www.jadwa.com](http://www.jadwa.com)

Disclaimer: Jadwa Investment or its directors, staff, or affiliates makes no warranty, representation or undertaking whether expressed or implied, nor does it assume any legal liability, whether direct or indirect, or responsibility for the accuracy, completeness, or usefulness of any information that is contained in this material. It is not the intention of this material to be used or deemed as an advice, option or for any action that may take place in future. Unless otherwise stated, all information contained in this material shall not be reproduced, in whole or in part, without the specific written permission of Jadwa Investment. The content of this document is for information purposes only. Jadwa Investment does not hold itself out as providing legal, financial or other advice via this document. Investments in Jadwa's products are governed by their Terms and Conditions. Some products are exposed to foreign currencies and changes in currency exchange rates may have an adverse effect on the value and price. The product's value is subject to fluctuations and the investor may not receive the full amount that is originally invested. The information provided in this document may be changed at any time without prior notice. Past performance is not indicative of future returns. Jadwa Investment is authorized and regulated by the Capital Market Authority of Saudi Arabia.

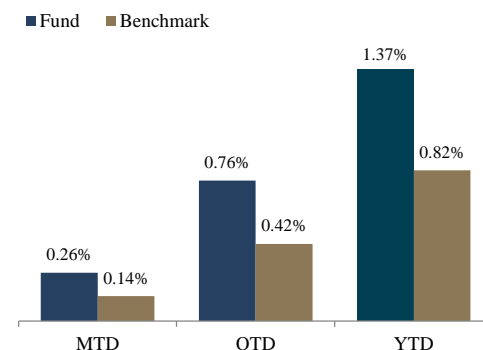
## Performance Since Inception



## Cumulative Performance vs Benchmark

	Fund	Benchmark	Variance
Annualized (since inception)	2.76%	1.81%	0.95%
Since Inception	26.80%	17.00%	9.80%
1-Year	1.56%	1.52%	0.04%
3-Year	9.12%	4.08%	5.04%
5-Year	15.08%	7.00%	8.08%

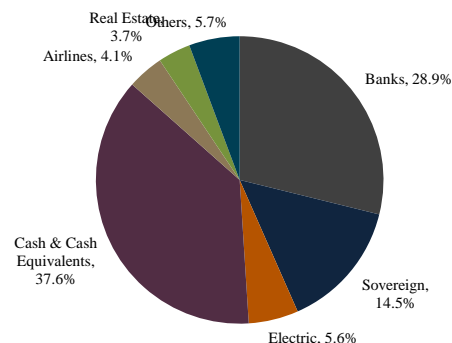
## Current Year Returns



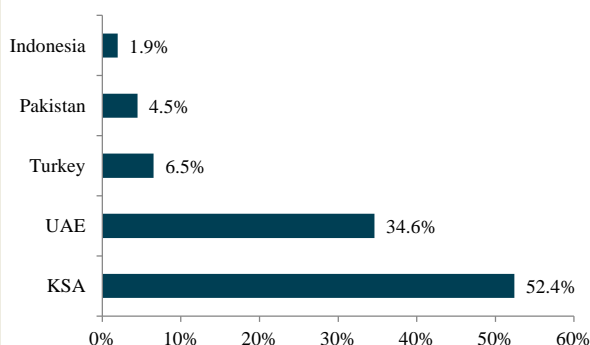
## Top 10 Holdings

ADIB Capital Invest 1LT  
Islamic Rep. of Pakistan  
EIB Sukuk  
Medjool Ltd.  
EMAAR Sukuk 2019  
DIB Tier 1 Sukuk 2 Ltd.  
Hazine Mustesarligi  
Hazine Mustesarl  
DIB Sukuk Ltd.  
Saudi Electricity

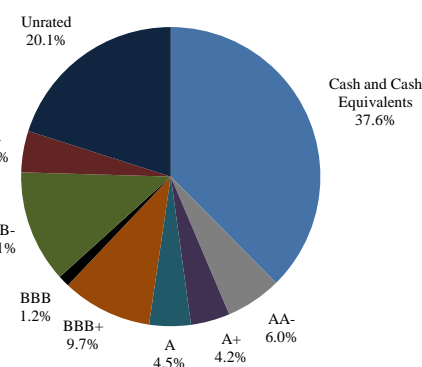
## Sector Weights



## Geographical Allocation



## Credit Rating Distribution



# Jadwa SAR Murabaha Fund

Monthly Fund Fact Sheet - 30 June 2016

جدوى للاستثمار  
Jadwa Investment



## Investment Objective

To generate market returns from short-term Murabaha based trade transactions

**Inception Date:** 30-Jun-07

**Base Currency:** SAR

**Benchmark:**  
One month SIBID net of mgmt. fee

**Unit Price:** SAR 110.9080

**Net Asset Value:** SAR 2,617.48 mn

**Valuation Days:** Each business day

**Cut-off time:** 12 noon

**Management Fee:** 0.5% annually of the average AUMs

**Subscription Fee:** N/A

**Min. Initial Subscription:** SAR 50,000

**Min. Add'l Sub/Red:** SAR 25,000

## Identification Tickers

**Bloomberg:** JADSRYL

**Reuters:** LP65044210

**Zawya:** JADSRMF.MF

## Contact info:

(9661) 1 279-1111

Sky Towers, King Fahd Rd

PO BOX 60677

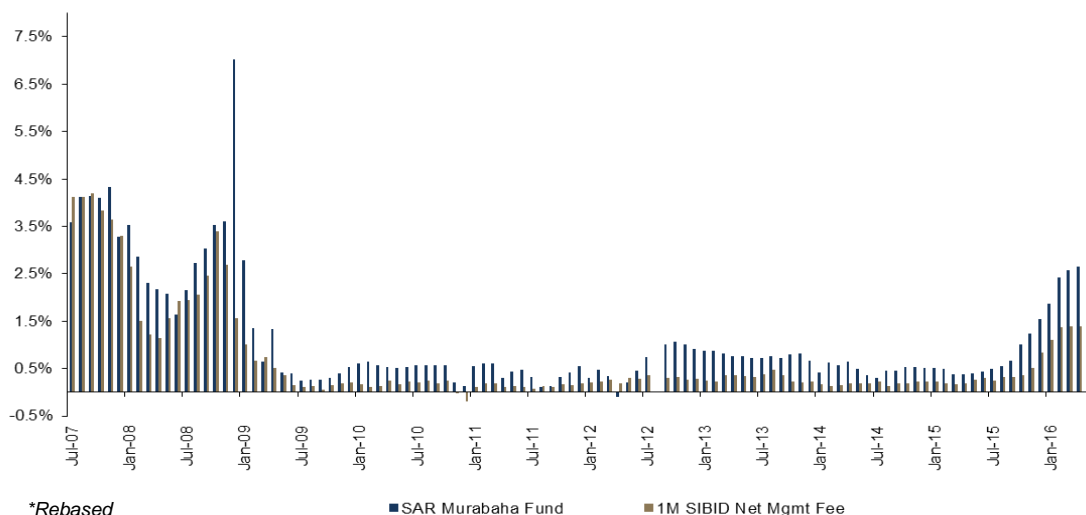
Riyadh 11555

Kingdom of Saudi Arabia

[www.jadwa.com](http://www.jadwa.com)

Disclaimer: Jadwa Investment or its directors, staff, or affiliates makes no warranty, representation or undertaking whether expressed or implied, nor does it assume any legal liability, whether direct or indirect, or responsibility for the accuracy, completeness, or usefulness of any information that is contained in this material. It is not the intention of this material to be used or deemed as an advice, option or for any action that may take place in future. Unless otherwise stated, all information contained in this material shall not be reproduced, in whole or in part, without the specific written permission of Jadwa Investment. The content of this document is for information purposes only. Jadwa Investment does not hold itself out as providing legal, financial or other advice via this document. Investments in Jadwa's products are governed by their Terms and Conditions. Some products are exposed to foreign currencies and changes in currency exchange rates may have an adverse effect on the value and price. The product's value is subject to fluctuations and the investor may not receive the full amount that is originally invested. The information provided in this document may be changed at any time without prior notice. Past performance is not indicative of future returns. Jadwa Investment is authorized and regulated by the Capital Market Authority of Saudi Arabia.

## Performance Since Inception

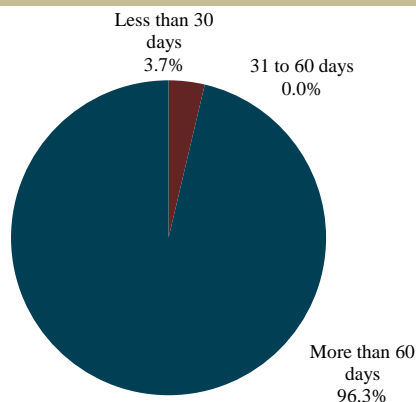


## Cumulative Performance vs Benchmark

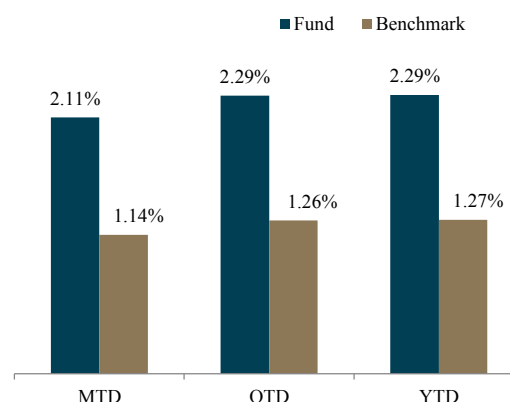
	Fund	Benchmark	Variance
Since Inception	1.21%	0.73%	0.48%
1-Year	1.61%	0.85%	0.76%
3-Year	0.90%	0.43%	0.47%
5-Year	0.78%	0.36%	0.42%

## \*Annualized Returns

## Maturity Distribution



## Current Year Returns



## Monthly Returns - TTM

	Jul-15	Aug-15	Sep-15	Oct-15	Nov-15	Dec-15	Jan-16	Feb-16	Mar-16	Apr-16	May-16	Jun-16
<b>Fund</b>	0.50%	0.59%	0.66%	1.00%	1.25%	1.54%	1.86%	2.42%	2.57%	2.66%	2.09%	2.11%
<b>Benchmark</b>	0.25%	0.38%	0.32%	0.37%	0.52%	0.84%	1.10%	1.38%	1.32%	1.39%	1.14%	1.23%

## \*Annualized Returns