

Jadwa Saudi Equity Fund

Monthly Fund Fact Sheet - 31 May 2016

جدوى للاستثمار
Jadwa Investment



Investment Objective:

To provide long-term capital growth by investing in the Saudi equity market. The Fund invests its assets in a diversified portfolio comprised of Shariah-compliant companies listed on the Saudi equity market, using a multi-strategy approach. The Fund may also invest up to 25% of its assets in other Shariah-compliant Saudi equity investment funds approved by CMA.

Inception Date: June 30, 2007

Base Currency: SAR

Benchmark:

S&P Saudi Arabia Shariah

Unit Price: 274.5521

Net Asset Value: SAR 448.04mn

Valuation Days: Mon, Wed

Cut-off time: 12 noon Sun, Tues

Management Fee: 1.95%

Subscription Fee: Up to 3%

Min Initial Subscription: SAR 50,000

Min Add'l Sub/Red: SAR 25,000

Identification Tickers

Bloomberg: JADSEQT

Reuters: LP65077653

Zawya: JADSAUD.MF

Contact Info:

9661 1 279 1111

Sky Towers, King Fahd Rd

PO BOX 60677

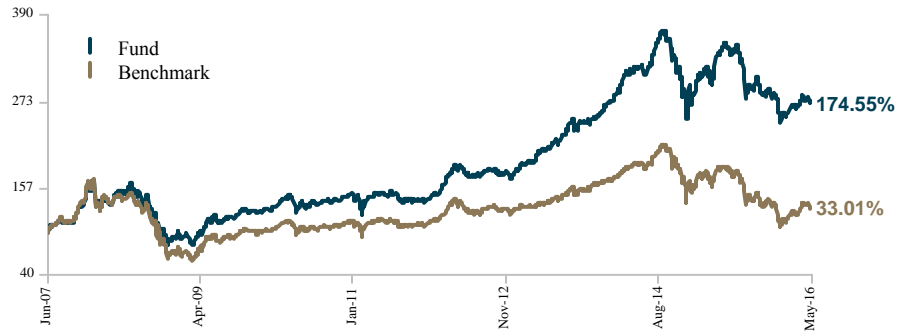
Riyadh 11555

Kingdom of Saudi Arabia

www.jadwa.com

Disclaimer: Jadwa Investment or its directors, staff, or affiliates makes no warranty, representation or undertaking whether expressed or implied, nor does it assume any legal liability, whether direct or indirect, or responsibility for the accuracy, completeness, or usefulness of any information that is contained in this material. It is not the intention of this material to be used or deemed as an advice, opinion or for any action that may take place in future. Unless otherwise stated, all information contained in this material shall not be reproduced, in whole or in part, without the specific written permission of Jadwa Investment. The content of this document is for information purposes only. Jadwa Investment does not hold itself out as providing legal, financial or other advice via this document. Investments in Jadwa's products are governed by their Terms and Conditions. Some products are exposed to foreign currencies and changes in currency exchange rates may have an adverse effect on the value and price. The product's value is subject to fluctuations and the investor may not receive the full amount that is originally invested. The information provided in this document may be changed at any time without prior notice. Past performance is not indicative of future returns. Jadwa Investment is authorized and regulated by the Capital Market Authority of Saudi Arabia.

Performance Since Inception

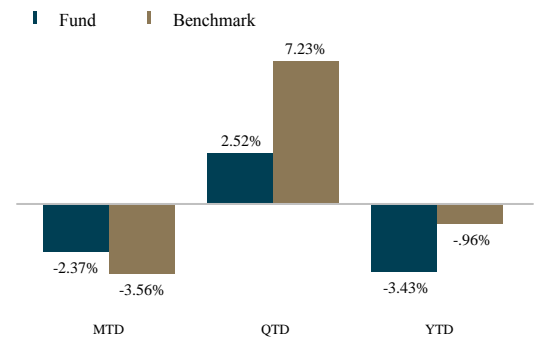


*Rebased

Cumulative Performance vs Benchmark

	Fund	Benchmark	Variance
Annualized (Since Inception)	11.98%	3.25%	8.73%
Since Inception	174.55%	33.01%	141.54%
1-Year	-21.78%	-28.25%	6.47%
3-Year	24.86%	-6.78%	31.64%
5-Year	80.71%	14.36%	66.35%

Current Year Returns

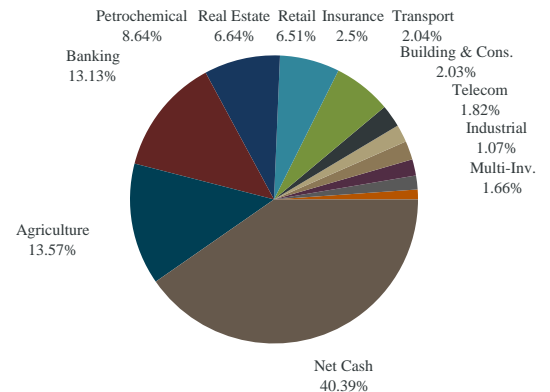


Top 5 Weights

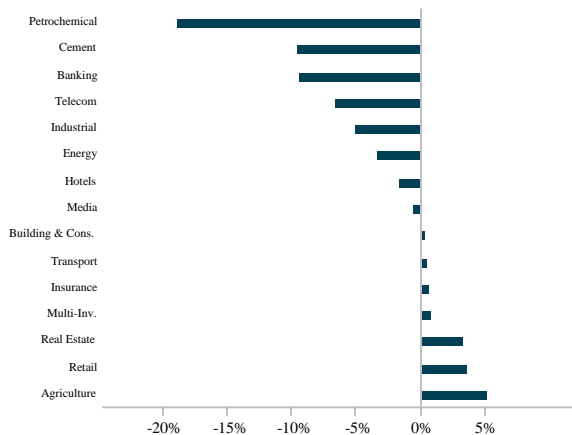
	Fund	Benchmark	Variance
Al Rajhi	8.86%	16.86%	-8.00%
SADAFCO	5.05%	0.56%	4.48%
Al Marai	4.03%	3.01%	1.02%
MEAHCO	3.53%	--	3.53%
Emaar E.C.	3.15%	1.38%	1.78%

Top 5 Total **24.62%** **21.81%**

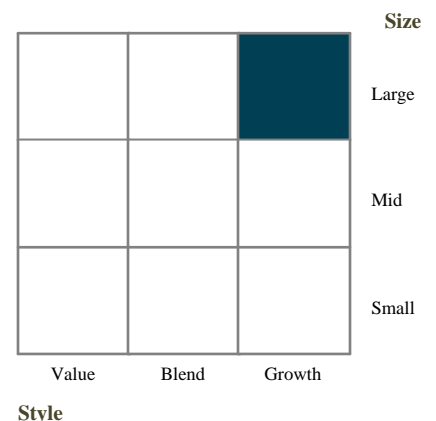
Sector Weights



Sector Active Weights



Fund Focus



Jadwa GCC Equity Fund

Monthly Fund Fact Sheet - 31 May 2016

جدوى للاستثمار
Jadwa Investment



Investment Objective:

To provide long-term capital growth by investing in GCC equity markets. The Fund invests its assets in a diversified portfolio comprised of Shariah-compliant companies listed on the GCC equity markets, using a multi-strategy approach. The Fund may also invest up to 25% of its assets in other approved Shariah-compliant investment funds.

Inception Date: June 30, 2007

Base Currency: SAR

Benchmark:

S&P GCC Composite Shariah

Unit Price: 238.6822

Net Asset Value: SAR 31.99mn

Valuation Days: Mon, Wed

Cut-off time: 12 noon Sun, Tues

Management Fee: 1.95%

Subscription Fee: Up to 3%

Min Initial Subscription: SAR 50,000

Min Add'l Sub/Red: SAR 25,000

Identification Tickers

Bloomberg: JADGCC

Reuters: LP65077655

Zawya: JADGCC.MF

Contact Info:

9661 1 279 1111

Sky Towers, King Fahd Rd

PO BOX 60677

Riyadh 11555

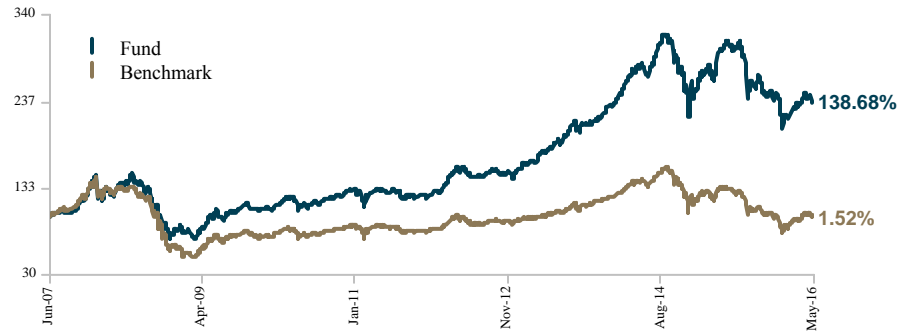
Kingdom of Saudi Arabia

www.jadwa.com

Disclaimer: Jadwa Investment or its directors, staff, or affiliates makes no warranty, representation or undertaking whether expressed or implied, nor does it assume any legal liability, whether direct or indirect, or responsibility for the accuracy, completeness, or usefulness of any information that is contained in this material. It is not the intention of this material to be used or deemed as an advice, opinion or for any action that may take place in future. Unless otherwise stated, all information contained in this material shall not be reproduced, in whole or in part, without the specific written permission of Jadwa Investment. The content of this document is for information purposes only. Jadwa Investment does not hold itself out as providing legal, financial or other advice via this document. Investments in Jadwa's products are governed by their Terms and Conditions. Some products are exposed to foreign currencies and changes in currency exchange rates may have an adverse effect on the value and price. The product's value is subject to fluctuations and the investor may not receive the full amount that is originally invested. The information provided in this document may be changed at any time without prior notice. Past performance is not indicative of future returns. Jadwa Investment is authorized and regulated by the Capital Market Authority of Saudi Arabia.

Generated by FactSet

Performance Since Inception

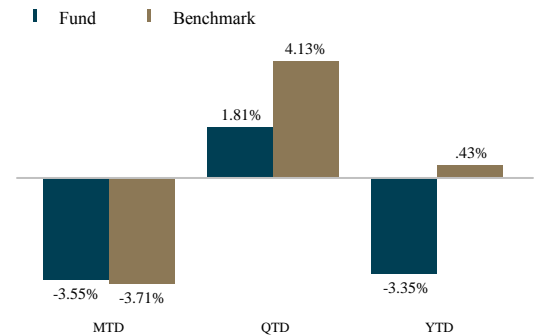


*Rebased

Cumulative Performance vs Benchmark

	Fund	Benchmark	Variance
Annualized (Since Inception)	10.23%	0.17%	10.06%
Since Inception	138.68%	1.52%	137.16%
1-Year	-22.47%	-24.19%	1.72%
3-Year	26.33%	-4.50%	30.83%
5-Year	81.60%	13.04%	68.56%

Current Year Returns

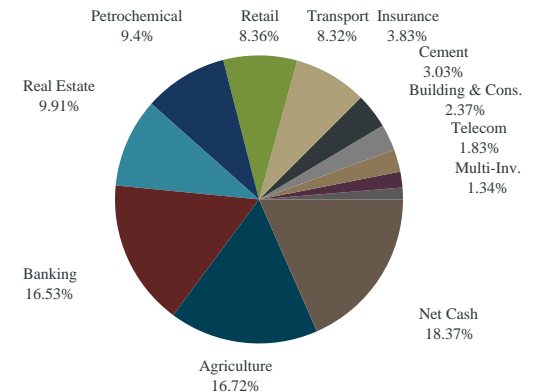


Top 5 Weights

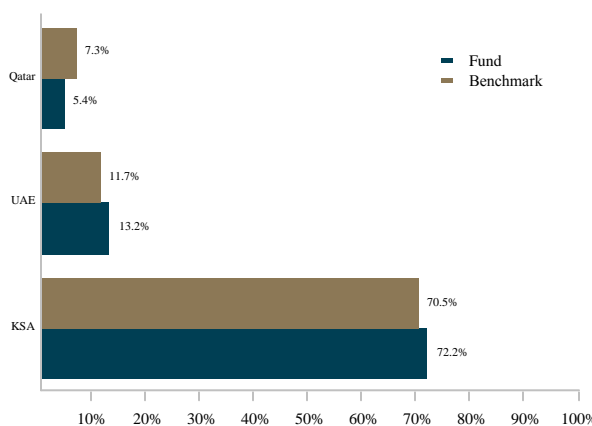
	Fund	Benchmark	Variance
Al Rajhi	9.80%	11.89%	-2.09%
Al Marai	6.09%	2.12%	3.97%
Agthia Group	3.96%	0.19%	3.77%
Aramex	3.87%	0.69%	3.18%
Bupa Arabia	3.83%	0.88%	2.95%

Top 5 Total **27.56%** **15.77%**

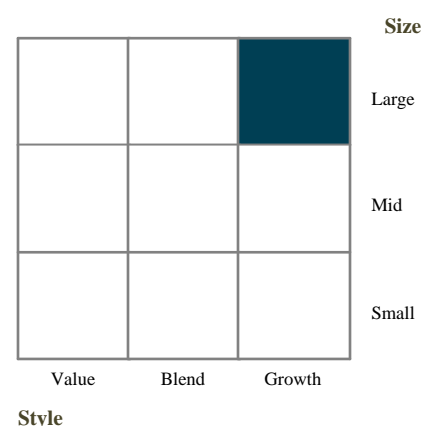
Sector Weights



Geographical Allocation



Fund Focus



Jadwa Arab Markets Equity Fund

Monthly Fund Fact Sheet - 31 May 2016

جدوى للاستثمار
Jadwa Investment



Investment Objective:

To provide long-term capital growth by investing in Arab Markets equity markets. The Fund invests its assets in a diversified portfolio comprised of Shariah-compliant companies listed on the Arab equity markets, using a multi-strategy approach. The Fund may also invest up to 25% of its assets in other approved Shariah-compliant investment funds.

Inception Date: June 30, 2007

Base Currency: SAR

Benchmark:

S&P Pan Arab Composite Shariah

Unit Price: 229.3187

Net Asset Value: SAR 16.35mn

Valuation Days: Mon, Wed

Cut-off time: 12 noon Sun, Tues

Management Fee: 1.95 %

Subscription Fee: Up to 3%

Min Initial Subscription: SAR 50,000

Min Add'l Sub/Red: SAR 25,000

Identification Tickers

Bloomberg: JADARAB

Reuters: LP65077654

Zawya: JADARAB.MF

Contact Info:

9661 1 279 1111

Sky Towers, King Fahd Rd

PO BOX 60677

Riyadh 11555

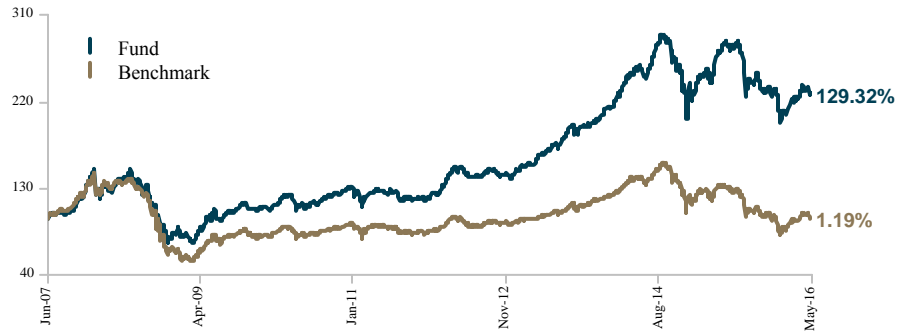
Kingdom of Saudi Arabia

www.jadwa.com

Disclaimer: Jadwa Investment or its directors, staff, or affiliates makes no warranty, representation or undertaking whether expressed or implied, nor does it assume any legal liability, whether direct or indirect, or responsibility for the accuracy, completeness, or usefulness of any information that is contained in this material. It is not the intention of this material to be used or deemed as an advice, opinion or for any action that may take place in future. Unless otherwise stated, all information contained in this material shall not be reproduced, in whole or in part, without the specific written permission of Jadwa Investment. The content of this document is for information purposes only. Jadwa Investment does not hold itself out as providing legal, financial or other advice via this document. Investments in Jadwa's products are governed by their Terms and Conditions. Some products are exposed to foreign currencies and changes in currency exchange rates may have an adverse effect on the value and price. The product's value is subject to fluctuations and the investor may not receive the full amount that is originally invested. The information provided in this document may be changed at any time without prior notice. Past performance is not indicative of future returns. Jadwa Investment is authorized and regulated by the Capital Market Authority of Saudi Arabia.

Generated by FactSet

Performance Since Inception

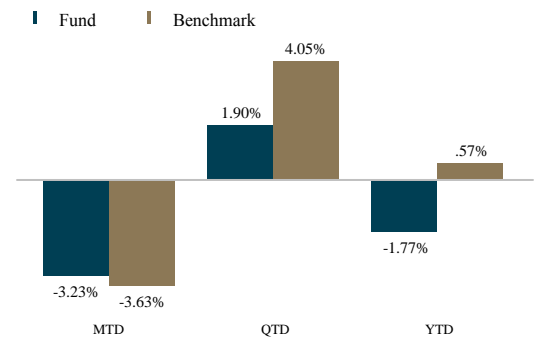


*Rebased

Cumulative Performance vs Benchmark

	Fund	Benchmark	Variance
Annualized (Since Inception)	9.74%	0.13%	9.61%
Since Inception	129.32%	1.19%	128.13%
1-Year	-18.55%	-23.57%	5.02%
3-Year	30.11%	-4.44%	34.55%
5-Year	79.62%	9.32%	70.30%

Current Year Returns

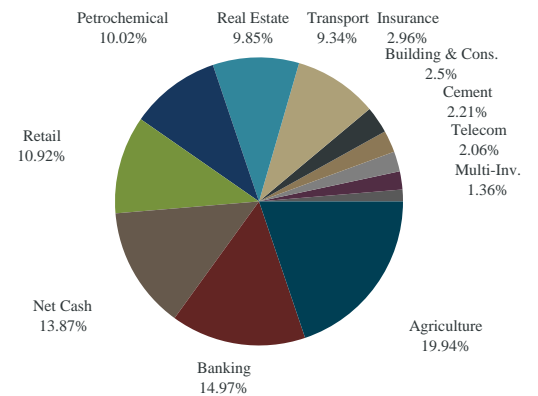


Top 5 Weights

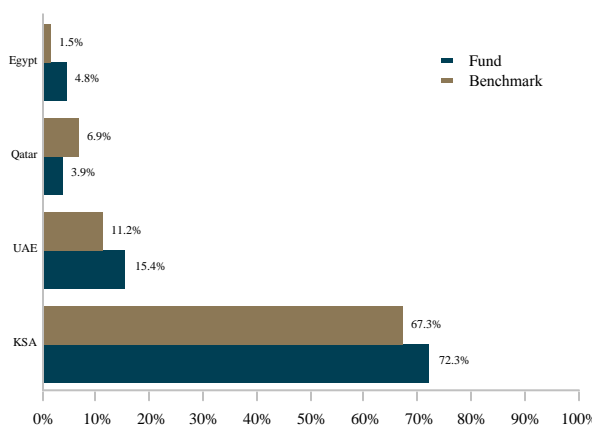
	Fund	Benchmark	Variance
Al Rajhi	9.46%	11.34%	-1.88%
Aramex	5.66%	0.65%	5.01%
Al Marai	5.23%	2.02%	3.21%
MEAHCO	4.28%	--	4.28%
Mouwasat	4.15%	0.49%	3.66%

Top 5 Total **28.78%** **14.51%**

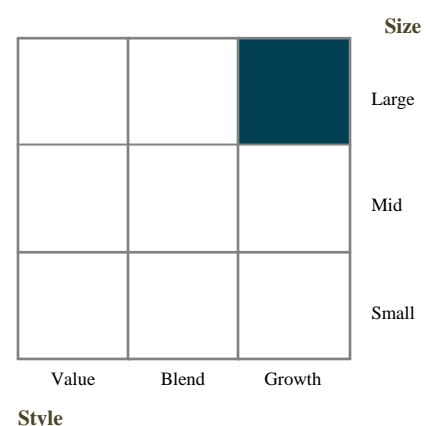
Sector Weights



Geographical Allocation



Fund Focus



Jadwa Saudi Equity Index Fund

Monthly Fund Fact Sheet - 31 May 2016

جدوى للاستثمار
Jadwa Investment



Investment Objective:

To provide long-term capital growth by investing in Saudi equity market, in proportion to the constituents of the S&P Saudi Shariah Index. The Fund Manager employs a passive investment strategy by investing its assets in Shariah compliant companies listed on the Saudi equity market in proportion with the weights of each constituent of the Index.

Inception Date: June 29, 2008

Base Currency: SAR

Benchmark:
S&P Saudi Arabia Shariah

Unit Price: 80.5455

Net Asset Value: SAR 8.02mm

Valuation Days: Each business day

Cut-off time: 12 noon each business day

Management Fee: 1.5%

Subscription Fee: Up to 3%

Min Initial Subscription: SAR 50,000

Min Add'l Sub/Red: SAR 25,000

Identification Tickers

Bloomberg: JSAEIXA

Reuters: LP65122966

Zawya: JADSEIF.MF

Contact Info:

9661 1 279 1111

Sky Towers, King Fahd Rd

PO BOX 60677

Riyadh 11555

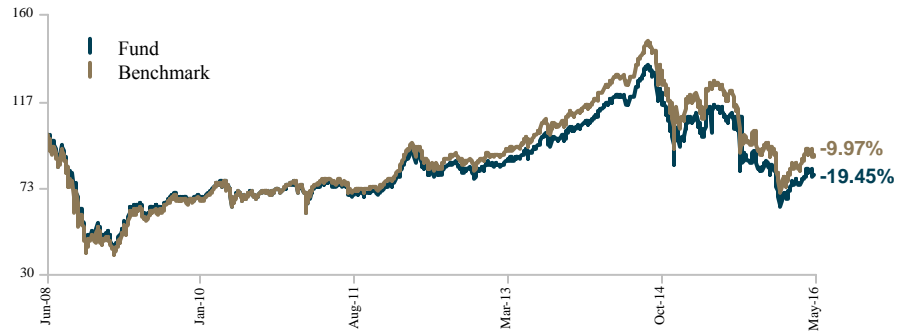
Kingdom of Saudi Arabia

www.jadwa.com

Disclaimer: Jadwa Investment or its directors, staff, or affiliates makes no warranty, representation or undertaking whether expressed or implied, nor does it assume any legal liability, whether direct or indirect, or responsibility for the accuracy, completeness, or usefulness of any information that is contained in this material. It is not the intention of this material to be used or deemed as an advice, opinion or for any action that may take place in future. Unless otherwise stated, all information contained in this material shall not be reproduced, in whole or in part, without the specific written permission of Jadwa Investment. The content of this document is for information purposes only. Jadwa Investment does not hold itself out as providing legal, financial or other advice via this document. Investments in Jadwa's products are governed by their Terms and Conditions. Some products are exposed to foreign currencies and changes in currency exchange rates may have an adverse effect on the value and price. The product's value is subject to fluctuations and the investor may not receive the full amount that is originally invested. The information provided in this document may be changed at any time without prior notice. Past performance is not indicative of future returns. Jadwa Investment is authorized and regulated by the Capital Market Authority of Saudi Arabia.

Generated by FactSet

Performance Since Inception

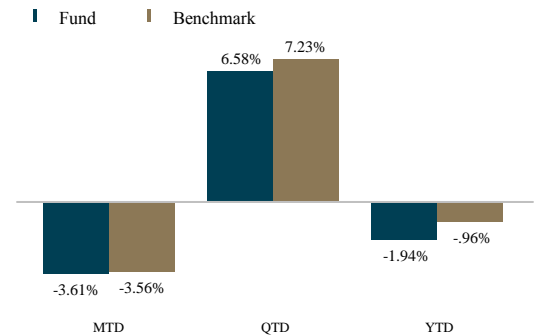


*Rebased

Cumulative Performance vs Benchmark

	Fund	Benchmark	Variance
Annualized (Since Inception)	-2.69%	-1.32%	-1.38%
Since Inception	-19.45%	-9.97%	-9.49%
1-Year	-29.28%	-28.25%	-1.03%
3-Year	-11.46%	-6.78%	-4.68%
5-Year	4.18%	14.36%	-10.17%

Current Year Returns

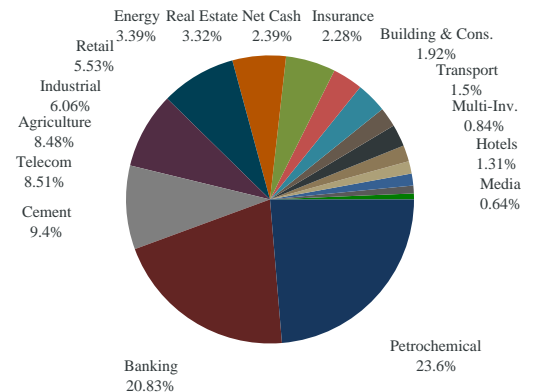


Top 5 Weights

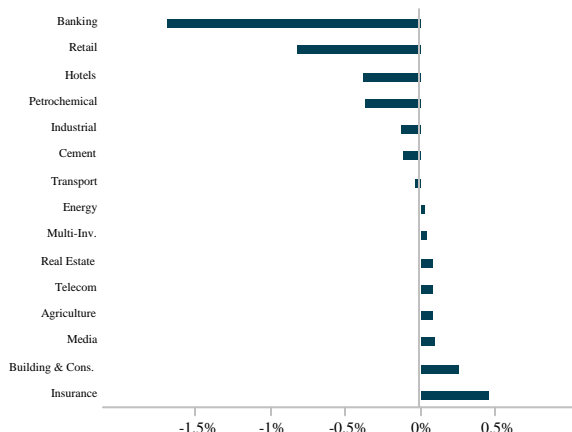
	Fund	Benchmark	Variance
Al Rajhi	15.16%	16.86%	-1.70%
SABIC	13.64%	13.94%	-0.30%
STC	4.82%	4.76%	0.06%
Ma'aden	3.54%	3.71%	-0.17%
Al Inma	3.27%	3.46%	-0.19%

Top 5 Total **40.42%** **42.74%**

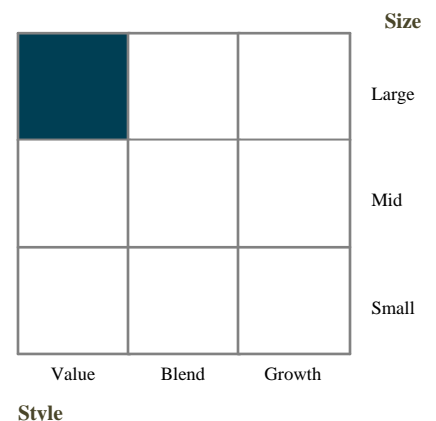
Sector Weights



Sector Active Weights



Fund Focus



Jadwa GCC Equity Index Fund

Monthly Fund Fact Sheet - 31 May 2016

جدوى للاستثمار
Jadwa Investment



Investment Objective:

To provide long-term capital growth by investing in GCC equity markets, in proportion to the constituents of the S&P GCC Shariah Composite Index. The Fund Manager employs a passive investment strategy by investing its assets in Shariah compliant companies listed on the GCC equity markets in proportion with the weights of each constituent of the Index.

Inception Date: June 29, 2008

Base Currency: SAR

Benchmark:

S&P GCC Composite Shariah

Unit Price: 67.8586

Net Asset Value: SAR 9.91mn

Valuation Days: Each business day

Cut-off time: 12 noon each business day

Management Fee: 1.5%

Subscription Fee: Up to 3%

Min Initial Subscription: SAR 50,000

Min Add'l Sub/Red: SAR 25,000

Identification Tickers

Bloomberg: JADGEIA

Reuters: LP65122967

Zawya: JADGEIF.MF

Contact Info:

9661 1 279 1111

Sky Towers, King Fahd Rd

PO BOX 60677

Riyadh 11555

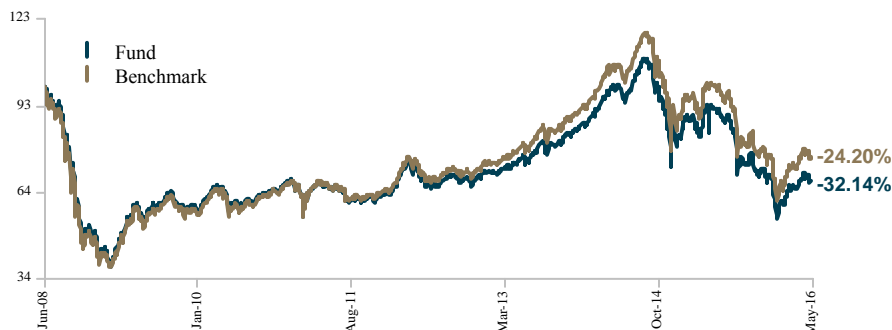
Kingdom of Saudi Arabia

www.jadwa.com

Disclaimer: Jadwa Investment or its directors, staff, or affiliates makes no warranty, representation or undertaking whether expressed or implied, nor does it assume any legal liability, whether direct or indirect, or responsibility for the accuracy, completeness, or usefulness of any information that is contained in this material. It is not the intention of this material to be used or deemed as an advice, opinion or for any action that may take place in future. Unless otherwise stated, all information contained in this material shall not be reproduced, in whole or in part, without the specific written permission of Jadwa Investment. The content of this document is for information purposes only. Jadwa Investment does not hold itself out as providing legal, financial or other advice via this document. Investments in Jadwa's products are governed by their Terms and Conditions. Some products are exposed to foreign currencies and changes in currency exchange rates may have an adverse effect on the value and price. The product's value is subject to fluctuations and the investor may not receive the full amount that is originally invested. The information provided in this document may be changed at any time without prior notice. Past performance is not indicative of future returns. Jadwa Investment is authorized and regulated by the Capital Market Authority of Saudi Arabia.

Generated by FactSet

Performance Since Inception

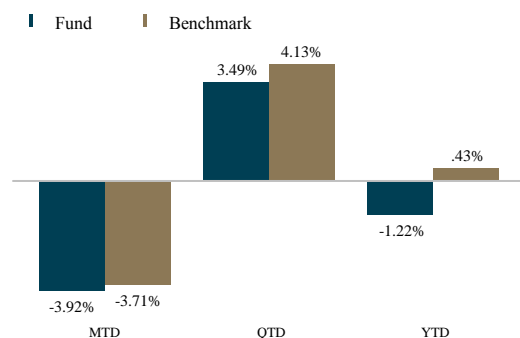


*Rebased

Cumulative Performance vs Benchmark

	Fund	Benchmark	Variance
Annualized (Since Inception)	-4.77%	-3.43%	-1.34%
Since Inception	-32.14%	-24.20%	-7.94%
1-Year	-26.43%	-24.19%	-2.24%
3-Year	-9.89%	-4.50%	-5.38%
5-Year	1.94%	13.04%	-11.10%

Current Year Returns

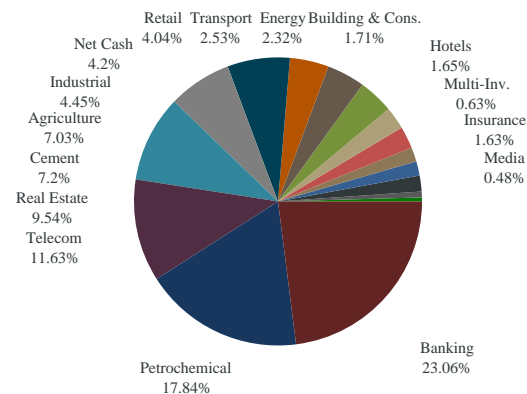


Top 5 Weights

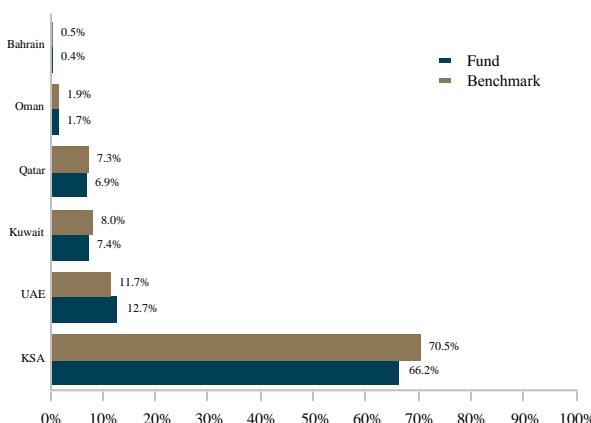
	Fund	Benchmark	Variance
Al Rajhi	10.10%	11.89%	-1.79%
SABIC	8.99%	9.83%	-0.84%
Emaar Properties PJSC	3.61%	--	3.61%
Emirates Telecommunication s Co	3.37%	5.26%	-1.88%
STC	3.24%	3.36%	-0.12%

Top 5 Total **29.32%** **30.34%**

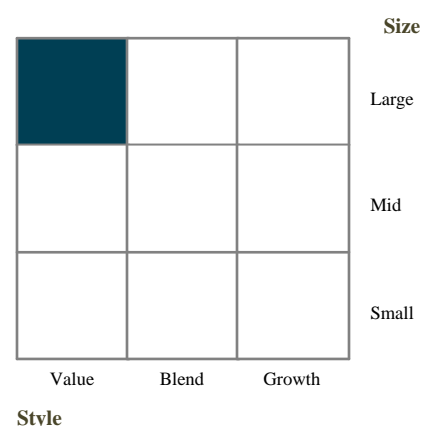
Sector Weights



Geographical Allocation



Fund Focus



Jadwa Global Sukuk Fund

Monthly Fund Fact Sheet - 31 May 2016

جدوى للاستثمار
Jadwa Investment



Investment Objective

To generate returns by investing in a diversified portfolio of global Sukuk.

Inception Date: 8-Oct-07

Base Currency: USD

Benchmark:
3M Libor + 100 basis points

Unit Price: USD 126.4687

Net Asset Value: USD 102.41 mn

Valuation Days: Tuesday

Cut-off time: 12 noon Monday

Management Fee: 1% per annum

Subscription Fee: Up to 1%

Min. Initial Subscription: USD 15,000

Min. Add'l Sub/Red: USD 5,000

Identification Tickers

Bloomberg: JDSUKUK

Reuters: LP65083046

Zawya: JADSKUK.MF

Contact info:

(9661) 1 279-1111

Sky Towers, King Fahd Rd

PO BOX 60677

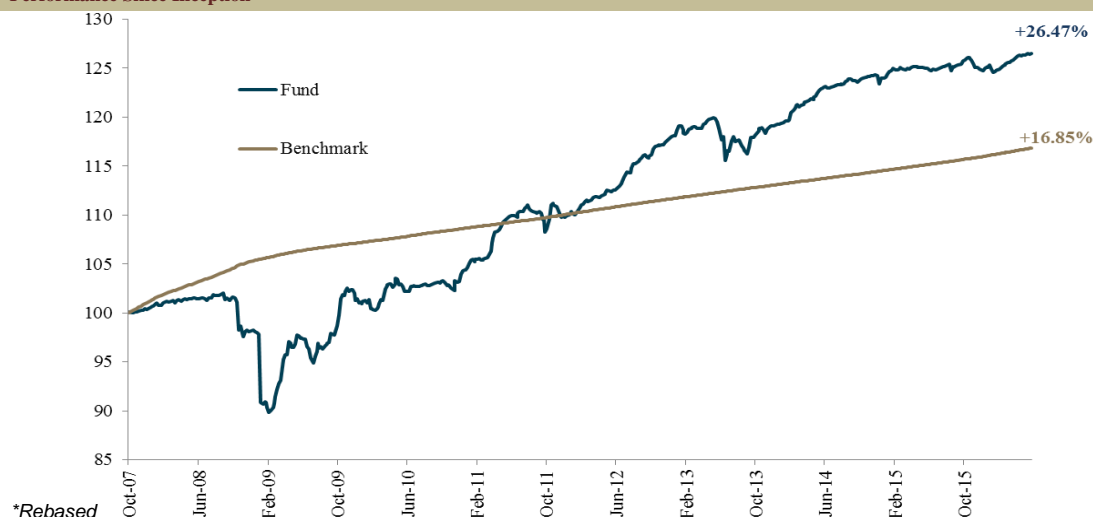
Riyadh 11555

Kingdom of Saudi Arabia

www.jadwa.com

Disclaimer: Jadwa Investment or its directors, staff, or affiliates makes no warranty, representation or undertaking whether expressed or implied, nor does it assume any legal liability, whether direct or indirect, or responsibility for the accuracy, completeness, or usefulness of any information that is contained in this material. It is not the intention of this material to be used or deemed as an advice, option or for any action that may take place in future. Unless otherwise stated, all information contained in this material shall not be reproduced, in whole or in part, without the specific written permission of Jadwa Investment. The content of this document is for information purposes only. Jadwa Investment does not hold itself out as providing legal, financial or other advice via this document. Investments in Jadwa's products are governed by their Terms and Conditions. Some products are exposed to foreign currencies and changes in currency exchange rates may have an adverse effect on the value and price. The product's value is subject to fluctuations and the investor may not receive the full amount that is originally invested. The information provided in this document may be changed at any time without prior notice. Past performance is not indicative of future returns. Jadwa Investment is authorized and regulated by the Capital Market Authority of Saudi Arabia.

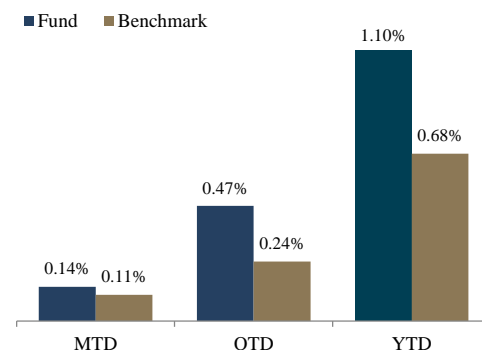
Performance Since Inception



Cumulative Performance vs Benchmark

	Fund	Benchmark	Variance
Annualized (since inception)	2.75%	1.82%	0.93%
Since Inception	26.47%	16.85%	9.62%
1-Year	1.22%	1.48%	-0.26%
3-Year	6.13%	4.05%	2.08%
5-Year	15.16%	6.97%	8.19%

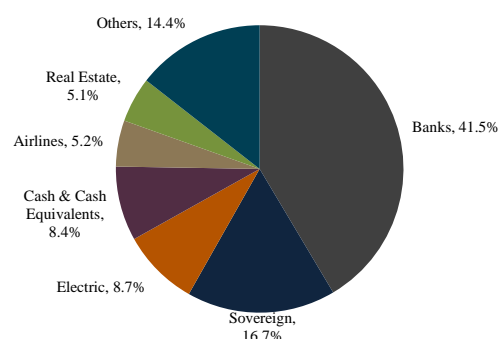
Current Year Returns



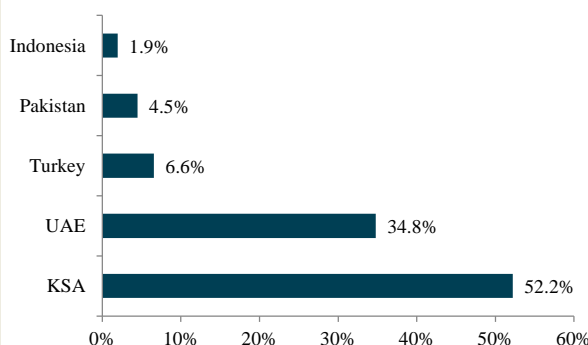
Top 10 Holdings

ADIB Capital Invest 1LT
Islamic Rep. of Pakistan
EIB Sukuk
Medjool Ltd.
EMAAR Sukuk 2019
DIB Tier 1 Sukuk 2 Ltd.
Hazine Mustesarligi
Hazine Mustesarl
DIB Sukuk Ltd.
Saudi Electricity

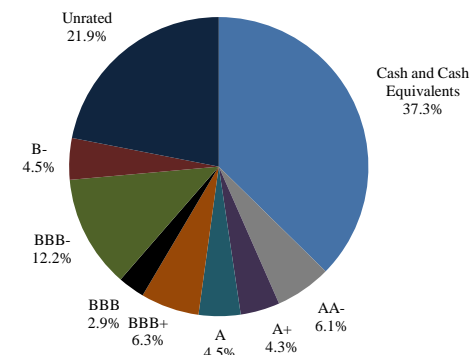
Sector Weights



Geographical Allocation



Credit Rating Distribution



Jadwa SAR Murabaha Fund

Monthly Fund Fact Sheet - 31 May 2016

جدوى للاستثمار
Jadwa Investment



Investment Objective

To generate market returns from short-term Murabaha based trade transactions

Inception Date: 30-Jun-07

Base Currency: SAR

Benchmark:
One month SIBID net of mgmt. fee

Unit Price: SAR 110.7159

Net Asset Value: SAR 2,823.77 mn

Valuation Days: Each business day

Cut-off time: 12 noon

Management Fee: 0.5% annually of the average AUMs

Subscription Fee: N/A

Min. Initial Subscription: SAR 50,000

Min. Add'l Sub/Red: SAR 25,000

Identification Tickers

Bloomberg: JADSRYL

Reuters: LP65044210

Zawya: JADSRMF.MF

Contact info:

(9661) 1 279-1111

Sky Towers, King Fahd Rd

PO BOX 60677

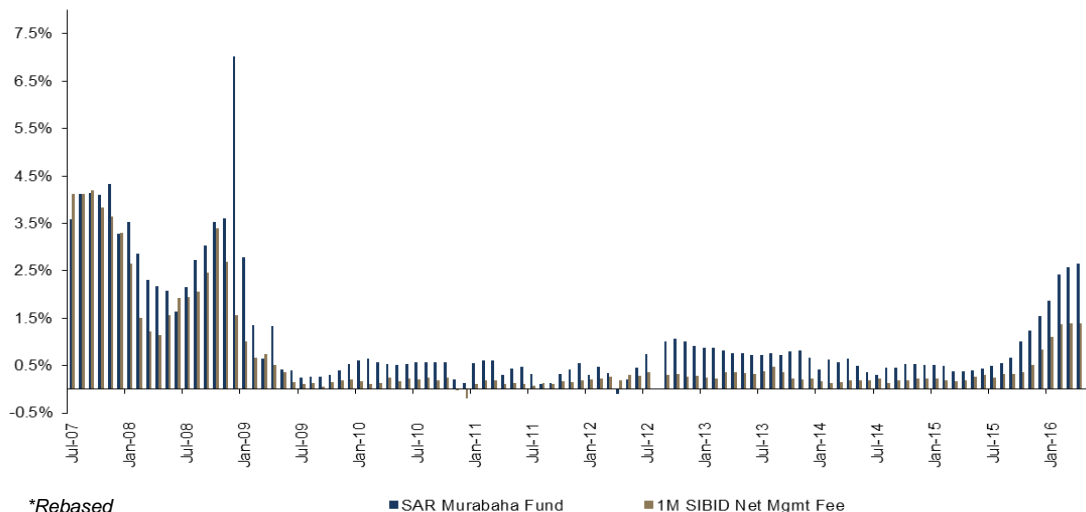
Riyadh 11555

Kingdom of Saudi Arabia

www.jadwa.com

Disclaimer: Jadwa Investment or its directors, staff, or affiliates makes no warranty, representation or undertaking whether expressed or implied, nor does it assume any legal liability, whether direct or indirect, or responsibility for the accuracy, completeness, or usefulness of any information that is contained in this material. It is not the intention of this material to be used or deemed as an advice, opinion or for any action that may take place in future. Unless otherwise stated, all information contained in this material shall not be reproduced, in whole or in part, without the specific written permission of Jadwa Investment. The content of this document is for information purposes only. Jadwa Investment does not hold itself out as providing legal, financial or other advice via this document. Investments in Jadwa's products are governed by their Terms and Conditions. Some products are exposed to foreign currencies and changes in currency exchange rates may have an adverse effect on the value and price. The product's value is subject to fluctuations and the investor may not receive the full amount that is originally invested. The information provided in this document may be changed at any time without prior notice. Past performance is not indicative of future returns. Jadwa Investment is authorized and regulated by the Capital Market Authority of Saudi Arabia.

Performance Since Inception

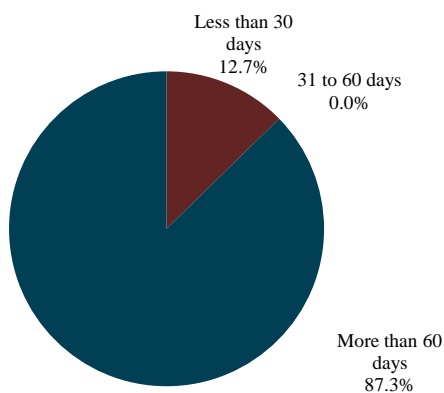


Cumulative Performance vs Benchmark

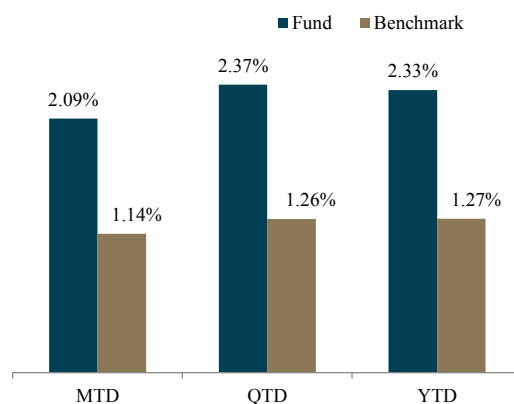
	Fund	Benchmark	Variance
Since Inception	1.20%	0.73%	0.47%
1-Year	1.47%	0.77%	0.70%
3-Year	0.87%	0.41%	0.46%
5-Year	0.75%	0.34%	0.41%

*Annualized Returns

Maturity Distribution



Current Year Returns



Monthly Returns - TTM

	Jun-15	Jul-15	Aug-15	Sep-15	Oct-15	Nov-15	Dec-15	Jan-16	Feb-16	Mar-16	Apr-16	May-16
Fund	0.43%	0.50%	0.59%	0.66%	1.00%	1.25%	1.54%	1.86%	2.42%	2.57%	2.66%	2.09%
Benchmark	0.30%	0.25%	0.38%	0.32%	0.37%	0.52%	0.84%	1.10%	1.38%	1.32%	1.39%	1.14%

*Annualized Returns